

"komfort"
underfloor heating



QUALITY UNDERFLOOR HEATING

The concept of underfloor heating has been known for several thousand years.

The Romans first developed it as a creature comfort in the colder, far-flung borders of their Empire. A number of villas have been unearthed in the UK which show that, for the nobility, central heating was very much a part of the builder's brief. Their underfloor heating system was called a hypocaust. The floor was supported on stacks of tiles and hot air was circulated under the floor from a furnace stoked, by slaves, outside the building. Hot air and smoke escaped through flues of box tiles set in the wall and plastered over.



21st century technology makes underfloor heating much simpler, and it is no longer just the privilege of gentry.

THE PRINCIPLE IS SIMPLE.

Everybody knows that hot air rises, so if you're going to increase the temperature in a room, by emitting heat at the lowest point and allowing it to rise, it will generate a warm, comforting environment in the process.



Working to plan

Installed and commissioned by experts (if required)



RADIATOR HEATING



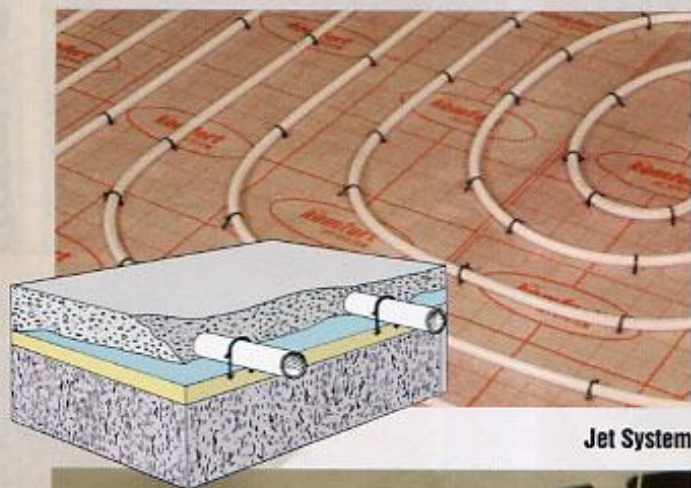
UNDERFLOOR HEATING

WHAT ARE THE BENEFITS?

- An underfloor system is one of the most efficient forms of heating
- Savings of 20 - 30% on running costs can be achieved, and even greater savings can be made where there are high ceilings
- Underfloor heating is 30 - 40% more efficient than a conventional radiator system by using the whole floor area
- The lifespan is a minimum of 50 years, but with the temperature of the "komfort" system, you can expect in excess of 100 years
- Temperature at floor level is comfortable and the floor will only reach a maximum of 29°C - only a few degrees above the room temperature
- The pipework is thoroughly tested and has no joints under the floor to leak: the system can easily be flushed through to eliminate any pipe 'sludge'.




Typical design layout




Jet System



Clip Rail System



Plated System



Floating Floor System



Bathroom Thermostat & Sensor



Standard Thermostat



Wiring Centre



7 Day Programmable Room Stat



Actuator Head

COMPONENTS AVAILABLE FOR USE WITH UNDERFLOOR HEATING

DESIGN

Upon an order being placed, you will receive full pipe layout drawings, building heat loss figures (for boiler sizing), electrical and plumbing schematics. These will normally be supplied within a week, and are carried out by competent heating engineers.

INSTALLATION

We have access to some of the most qualified fitters in the country. Should you so require, you can be sure of the services of friendly, experienced professionals.


WITH "komfort" UNDERFLOOR HEATING YOU'RE GUARANTEED A TOP QUALITY SERVICE AND SYSTEM



Manifold



**Thermo-mechanical
Mixing Valves**



Manifold & Pumpset fitted



**AVAILABLE TO BUY
OR HIRE TO
ASSIST THE
INSTALLATION**



Manifold Pump Set



**Border insulation
and screed
expansion strip**

OUT OF SIGHT OUT OF MIND

THE BENEFITS OF THE "komfort" SYSTEM



ON SITE!



OUT OF SIGHT!

A higher level of comfort

- No cold spots
- No draughty floors
- A gentle heat providing consistent all-over warmth

Safest form of heating

- There are no radiators to burn or fall against, making it an ideal system for the young, old and infirm

Higher standards of hygiene

- No convection of warm air, therefore no moving dust particles (unlike radiators), assisting people with breathing ailments
- No awkward radiators to attract and harbour dust

Clear wall and floor areas

- Saves space: radiators can occupy 10% of room area and limit positioning of furniture
- Allows complete design freedom

Maintenance-free heating

- No radiators to leak or replace
- No painting of radiators
- No wallpapering or painting behind awkward radiators
- No ruined carpets from leaking radiators

Lower running costs

- With the heat beneath your feet, where you need it, the heating can be run several degrees lower, without any comfort loss
- With a floor temperature only a few degrees above the air temperature, the heat won't rise to the ceiling

From an experienced, professional supplier

We pride ourselves on Customer care and technical support, offering a complete service from designing the system, and supplying to commissioning.



"komfort"
underfloor heating

The **"komfort"** Underfloor Heating Pipe is made of Polyethylene Raise Temperature (PEOC)>MIDI<Composite pipe, 17mm outside diameter with a 2mm wall thickness rated 6 bar at 90°C. The protected integral oxygen barrier (EVOH with a melting point of 180°C) is **10 times better than required by the German standard DIN 4726**. The Composite pipe is very strong but, nevertheless, very flexible. It can be laid in temperatures well below freezing, and is stable against ultra violet light. It also offers improved flow rate of approximately 15% over most other plastic pipes.

STANDARDS:

CEN/ISO 10508 Class 5
DIN 16833
DIN 4726
DIN 4721
DIN CERTO (currently under test)
KIWA/KOMO, BRL 5602, BRL 5607

10 YEAR WARRANTY Full details available on request.

INSULATION A choice is available for use with the **"komfort"** system

BORDER EDGING STRIP is made from soft PE foam with a polythene skirt, providing insulation as well as an expansion joint for the floor, and forming a seal between screed and sub-floor.

ALUMINIUM DIFFUSION PLATES allow the heat to spread evenly across the floor on suspended timber floors. Plates are manufactured from 0.6mm grade 1050A aluminium sheet 388mm wide to fit 400mm joist centres.

The **"komfort"** quality systems are suitable for new build and refurbishment.

TO OBTAIN A QUOTATION, SIMPLY SEND US A SET OF FLOOR PLANS AND ELEVATIONS.

